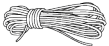
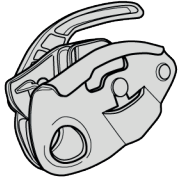


GRIGRI

CE 0082 EN 15151-1 type 6 : 2012 UIAA

Belay device with cam-assisted blocking for rock climbing
Appareil d'assurage avec blocage assisté par came pour l'escalade

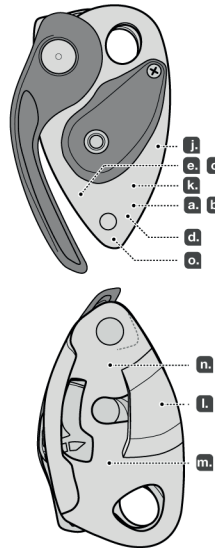


Rope (core + sheath) dynamic (EN 892)
Corde (âme + gaine) dynamique (EN 892)

$8.5 \leq \varnothing \leq 11 \text{ mm}$



Traceability and markings Traçabilité et marquage



CE b. 0082

APAVE SUDEUROPE SAS
8 rue Jean-Jacques Vernazza
Z.A.C. Saumaty-Seon - CS 60193
13322 Marseille CEDEX 16 France
N°0082

e. Serial number / Numéro de série
YY M 0000000 000

f. g. h. i.

Warning symbols
Panneaux d'alertes



PETZL
F-38920 Crolles
Oidex 105A
PETZL.COM
ISO 9001
© Petzl

PETZL
Sustaining our Community
Au service de la Communauté
Fondation **FONDATION-PETZL.ORG**

WARNING / ATTENTION

Activities involving the use of this equipment are inherently dangerous. You are responsible for your own actions and decisions.

Before using this equipment, you must:

- Read and understand all Instructions for Use.
- Get specific training in its proper use.
- Become acquainted with its capabilities and limitations.
- Understand and accept the risks involved.



FAILURE TO HEED ANY OF THESE WARNINGS MAY RESULT IN SEVERE INJURY OR DEATH.

Les activités impliquant l'utilisation de cet équipement sont par nature dangereuses. Vous êtes responsable de vos actes, de vos décisions et de votre sécurité.

Avant d'utiliser cet équipement, vous devez :

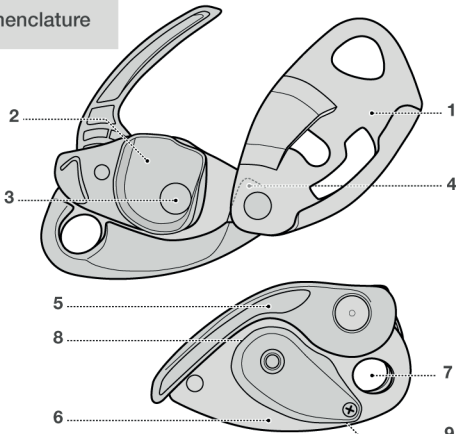
- Lire et comprendre toutes les instructions d'utilisation.
- Vous former spécifiquement à l'utilisation de cet équipement.
- Vous familiariser avec votre équipement, apprendre à connaître ses performances et ses limites.
- Comprendre et accepter les risques induits.



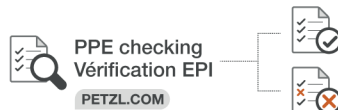
LE NON-RESPECT D'UN SEUL DE CES AVERTISSEMENTS PEUT ÊTRE LA CAUSE DE BLESSURES GRAVES OU MORTELLES.

1. Field of application (text part) Champ d'application (partie texte)

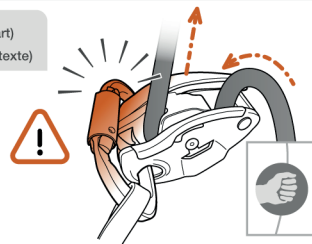
2. Nomenclature



3. Inspection, points to verify Contrôle, points à vérifier




4. Compatibility (text part) Compatibilité (partie texte)

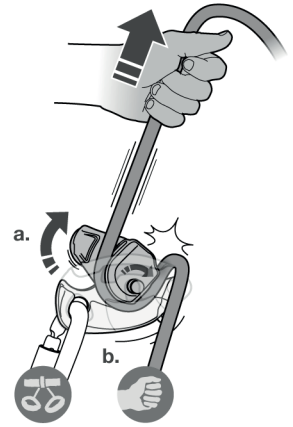


5. Function principle and test
Principe et test de fonctionnement

Function principle
Principe de fonctionnement

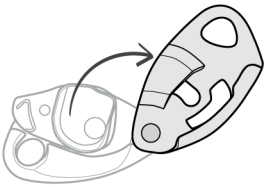


Function test
Test de fonctionnement

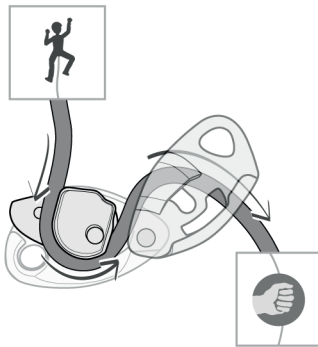


6. GRIGRI + installation
Installation du GRIGRI+

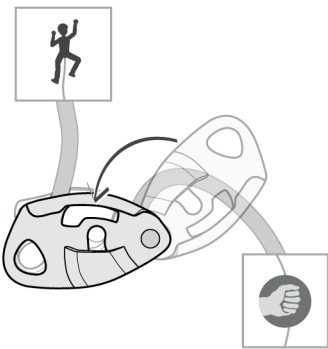
1.



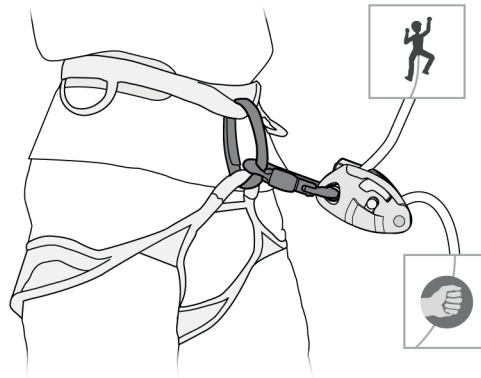
2.



3.

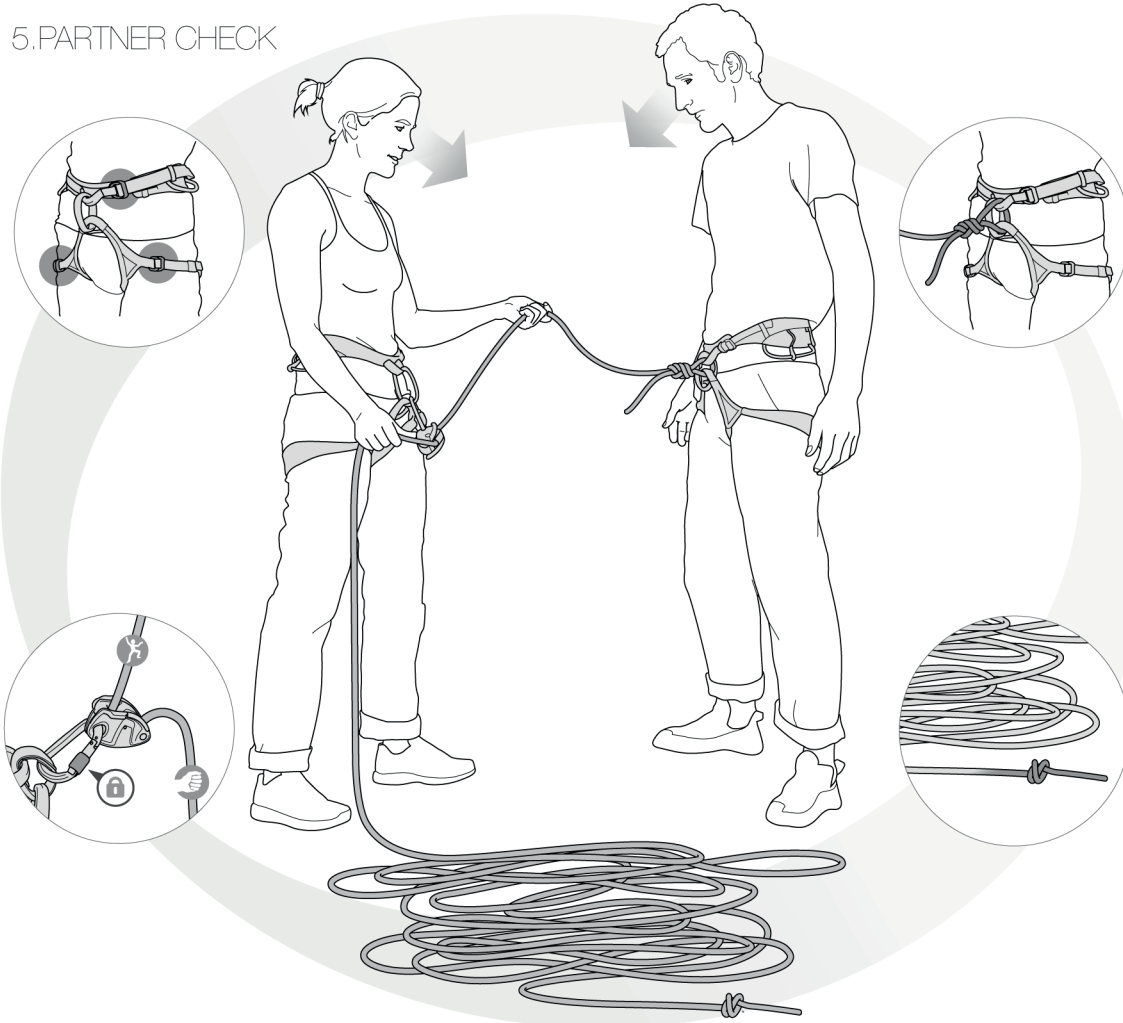


4.



6. GRIGRI + installation
Installation du GRIGRI+

5. PARTNER CHECK



7 Belaying techniques
Techniques d'assurage

7A. Primary belaying position
Position principale d'assurage

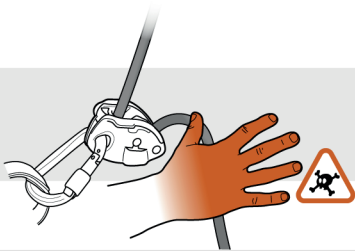
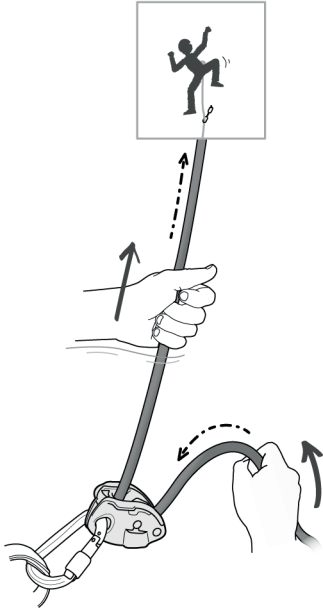
Be attentive
Être attentif

Always hold the brake side of the rope
Toujours tenir la corde côté freinage

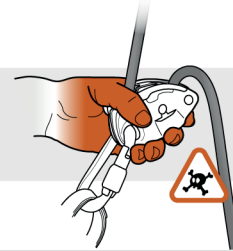
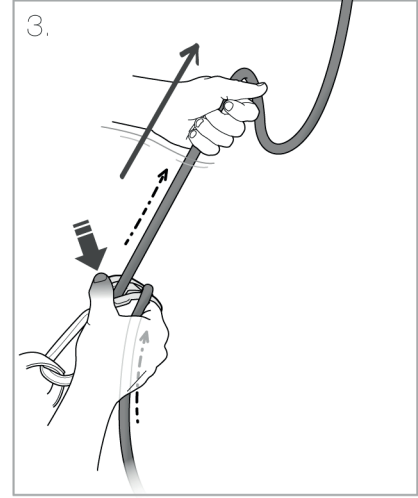
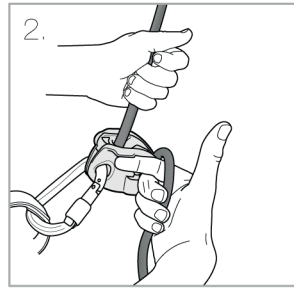
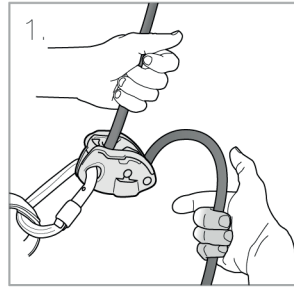
Tie a knot in the bottom end of the rope
Faire un nœud en bout de corde



7B. Giving slack
Donnez du mou

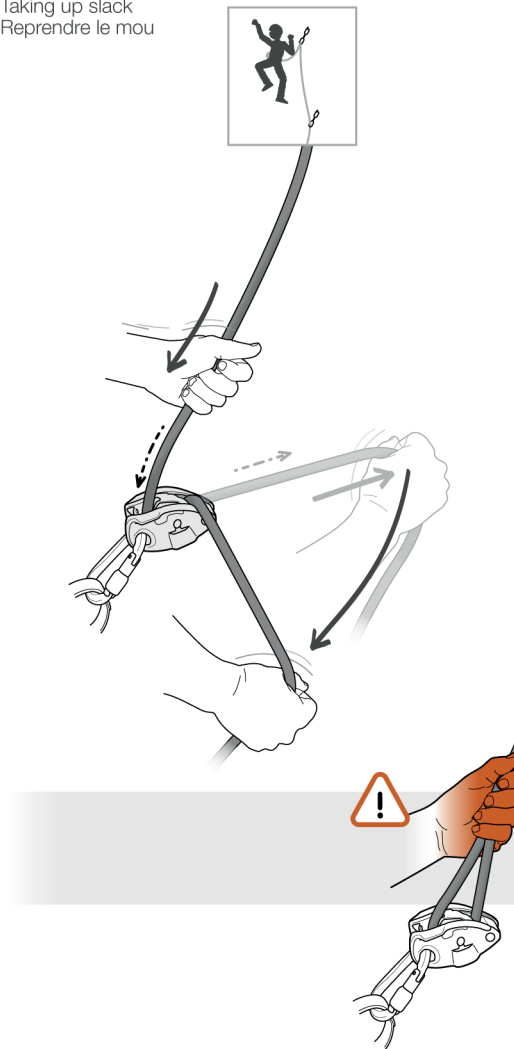


7C. Giving slack quickly when the leader is clipping
Donnez du mou rapidement lorsque le leader mousquetonne

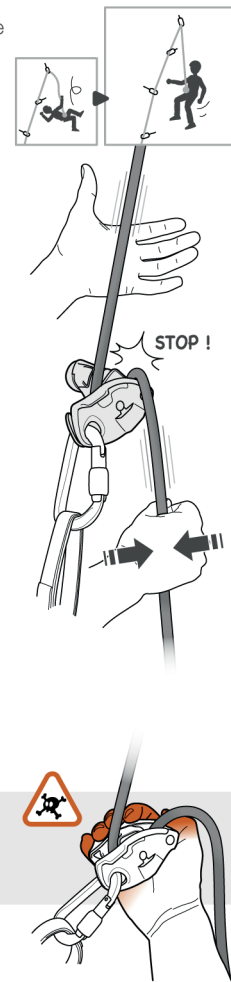


7 Belaying techniques
Techniques d'assurage

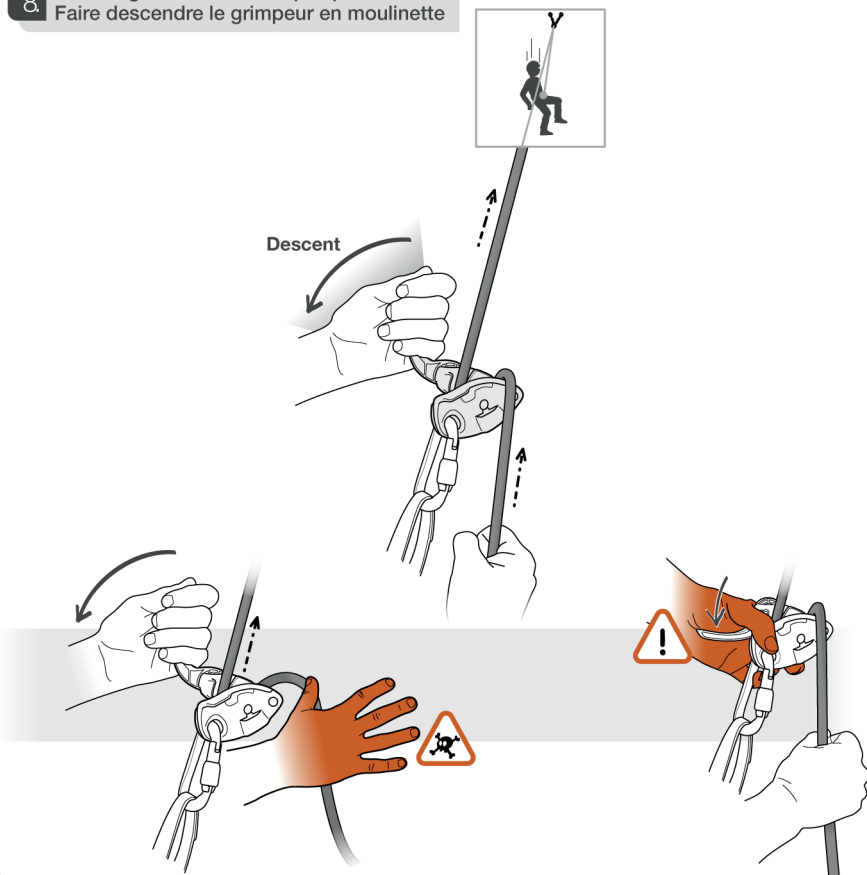
7D. Taking up slack
Reprendre le mou



7E. Stopping a fall
Retenir une chute



8 Lowering a climber in a top-rope situation
Faire descendre le grimpeur en moulinette



9. Additional information
Informations complémentaires

A. Lifetime / Durée de vie

unlimited
illimitée

B. Acceptable T°
T° tolérées

+ 80°C / + 176°F
- 40°C / - 40°F

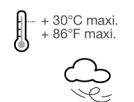
C. Precautions for use / Précautions d'usage



D. Cleaning / Nettoyage



E. Drying / Séchage



F. Storage - Transport
Stockage - transport



G. Maintenance
Entretien



H. Modifications - Repairs
Modifications - Réparations



I. FAQ - Contact
Questions - Contact



→ petzl.com

